



*Modern Metropolis  
Ancient Culture*

# TEFL Teaching in Thailand

## *The Roadmap*

2022 Edition

**MANTAGE**  
TEFL CERTIFICATION

# Table of Contents

|  | <u>Page</u> |
|--|-------------|
| <i>Why TEFL?</i>                                 | 1           |
| <i>The Communicative Approach</i>                | 5           |
| <i>The Practicum</i>                             | 7           |
| <i>TEFL Accreditation</i>                        | 10          |
| <i>The World of English Teaching</i>             | 13          |
| <i>Teaching English Online</i>                   | 16          |
| <i>Top Ten TEFL Myths—Busted</i>                 | 19          |
| <i>Five Keys to Finding a Thai Teaching Job</i>  | 24          |
| <i>Three Vantage TEFL Certification Programs</i> | 29          |
| <i>Bangkok Accommodation</i>                     | 31          |
| <i>Thailand Visa Requirements</i>                | 34          |
| <i>The TEFL Budget Planner</i>                   | 37          |



# Why TEFL?

*TEFL is the standard training qualification for those seeking an English teaching job*

**VANTAGE**  
TEFL CERTIFICATION

Teach  
in Thailand!

*A New Adventure Beckons,  
A New Career Awaits*

## What is TEFL?

“TEFL” is the acronym for **Teaching English as a Foreign Language**, or simply, English language instruction for non-native speakers.

It's also known TESOL (Teaching English to Speakers of Other Languages), ELT (English Language Teaching) and sometimes as ESL (English as a Second Language).

TEFL/TESOL represents one of the **fastest growing educational fields** in the world. For native and fluent English speakers who have earned their TEFL/TESOL certification, the profession presents thousands of great opportunities for teaching English in all corners of the globe.

## The Number One Reason

Most of what we read online about doing or not doing a TEFL is centered on jobs.

“Do I need a TEFL to teach?” Yes, you can find work teaching without a TEFL. So if your goal is to get ‘any job’, you don’t need any formal training.

Teaching English may seem easy. After all, it’s your native or a proficient second language, so how hard could it be?

Well, to formulate a viable lesson plan that engages your students, combined with working in a different culture where education is a costly investment for families, you need to be on your game.



Many untrained teachers end up in schools that don't pay well and have little, if any, job benefits package. As they really don't know how to effectively teach, they often burn out after six months or so when they've exhausted their 'bag of tricks.' They end up back home doing something with their 'teaching adventure' long past.

The **#1 reason to do a TEFL is to know how to teach.** That will bring success in the classroom—the rest will follow.

## Invest in Yourself!



Some native English speakers think that because they have spoken English all their lives they can easily teach it without any formal training. That's like saying because you've always eaten food, you could just walk into a kitchen and become a five-star chef!

Don't you want to know what you to do when you're in front of your students?

A TEFL will not only prompt you of the present perfect, but it will also equip you with strategies on how to teach to language learners based on their culture and common language issues.

A professional TEFL program will give you tools and the know-how and **teaching skills** to formulate a targeted lesson plan and then confidently deliver a successful English class to your students.

## Practice Makes Perfect

You get knowledge from the course book. That's step one. Next you have to **apply this knowledge**, which can **only be done through practice**. Here skills, which are expertise, are developed.

Observed teaching practices (OTPs)—the practicum—are a crucial to developing the skill set to becoming a successful and professional teacher. Without OTPs, it's like trying to learn how to drive a car, without ever getting behind the wheel.

That's why many of the better schools don't consider a TEFL training course without a "practicum" to be a valid teaching credential.

We'll talk about practice teaching in detail in its own section of this eBook.



## Shortcuts May Bite Back

That cheap online-only TEFL course may get you a job somewhere today. But what if you find you really like teaching. And you discover that you're pretty good at it.

Now you're an experienced instructor, with a number of years of solid teaching experience. But you could get a surprise when you apply for a great teaching position at a prestigious school with a very generous compensation package, and they don't call you back. Your online-only TEFL qualification didn't meet their basic qualifications so you didn't make their short list to interview.

Yes, you may now be a good 'experience' teacher,, but so will many of the candidates you're are competing with.

At Vantage, we've retrained experienced teachers—some with 15 years in the classroom in diverse countries—because they weren't TEFL-certified and they weren't getting invited in to interview for the level of positions they now wanted.

## Train, Travel and Teach—all at the Same Time

One reason people forgo doing a TEFL is that they want to travel now. They don't want to wait a few more months to get their TEFL, and then start applying for jobs.

Why not have your cake and eat it too?

If you were to do your TEFL in Thailand, you could experience and learn about Thai culture while doing your TEFL training with Thai students!

The cultural grounding is a unique part of doing your TEFL overseas—while **getting actual teaching experience**.

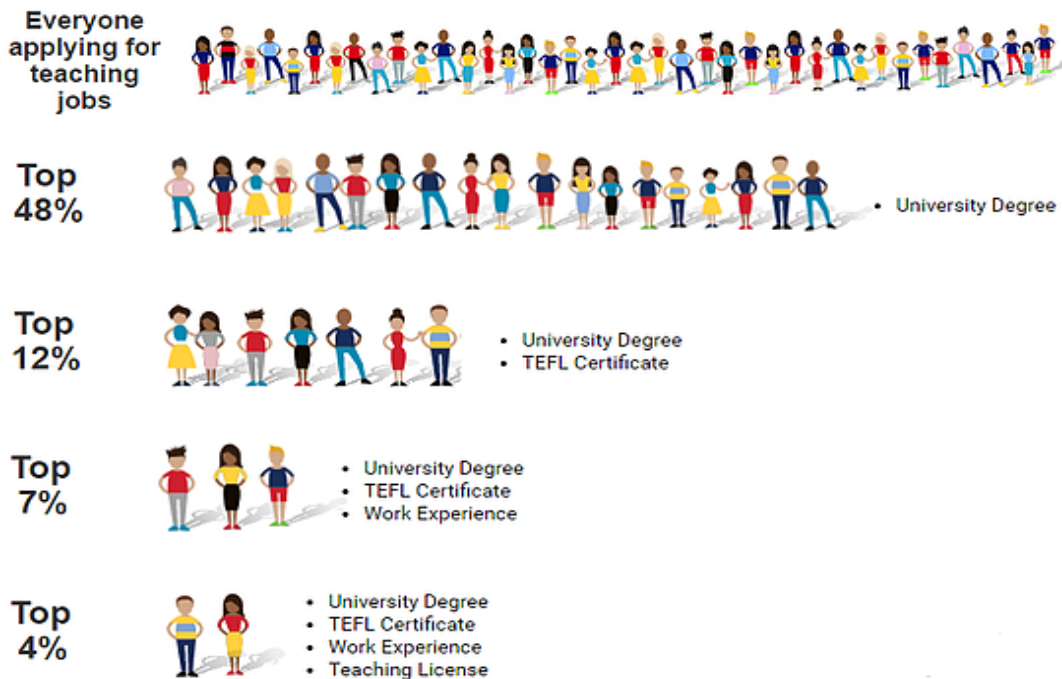


## A TEFL Certification is "Good for Life"

The best schools want the best teachers, so teaching English today is an increasingly competitive market.

Your chances of being invited to interview are greatly increased when you demonstrate to a potential employer that you have both studied teaching theory and have practiced those techniques on actual non-English speaking students in observed teaching practice classes.

### *Stand out from the crowd with a TEFL certification*



Even where a school hasn't explicitly listed a TEFL as a requirement, it is always noticed. It could be the **differentiating factor**—even when you have a college degree. If you don't have a degree, a TEFL certification is essential.

Your TEFL qualification demonstrates that you're a professional instructor who will be successful in the classroom.

## The World is your Oyster!



Don't let anyone tell you that teaching English isn't a good career move. English is the global lingua franca (aka the language everyone defaults to when they don't speak one another's native languages), and it's going to stay that way for quite some time.

Getting into teaching English abroad with a TEFL is the first step in a promising and well-paid career. Here's a quick look at some of your [lifelong career prospects](#) in this growing and dynamic industry.

You can travel the world teaching English, getting paid well, experience many cultures and cuisines—in short living a wonderful life.

And when you do want to come home, with teaching experience, you can teach English at schools, colleges and universities, work with foreign companies or privately or increasingly online.

## The Operating System for the Global Conversation.

English has come of age as a universal language. Today about a quarter of the world's population are using it. And with around a billion speakers in various stages of learning to use English, **teacher demand is insatiable**.

How many teachers are needed?

Emerging economies and developing countries increasingly recognize the economic value of producing large numbers of skilled graduates able to communicate in English. Countries with a low proficiency in English have uniformly low levels of exports per capita and lower levels of foreign direct investment.

Economic opportunity, wealth creation and jobs are critical to stability so it's the thought leaders, the business decision-makers, and the young—future movers and shakers—who are learning and speaking English.

English is the language of communications, science, information technology, business, entertainment and diplomacy. It has increasingly become the operating system for the global conversation.

All this means is that there's a shortage of certified teachers almost everywhere.

English now belongs to the world and increasingly to non-native speakers who today far outnumber native speakers.

All that means that trained, certified, and experienced teachers can teach in prestigious schools that pay increasingly better salaries and benefits packages.

You can read more about the demand global demand for English teachers on our [ELT Industry](#) page.



## The Communicative Approach To Language Teaching

| Stage    | Purpose   | Typical activities                                   |
|----------|---|--|
| Activate | Put the teaching material into a realistic context<br><br>Actual language use | Role plays<br><br>Surveys (MILL drill)<br><br>Debate |

[Click to play video](#)

### What is the Communicative Approach?

Communicative language teaching (CLT), is an approach to language teaching that emphasizes interaction as both the means and the ultimate goal of study.

CLT focuses on the teacher being a facilitator, rather than an instructor. If you, as the teacher, are speaking more than your students, you may be lecturing.

Lecturing is fine for imparting knowledge, *but learning a language is a skill-based activity*. And skills can only be developed from practice.

The communicative approach has been designed to get your students speaking and using the language as much as possible so new language skills are born.

### The ESA Methodology

The ESA methodology is one of the predominant and latest methods under the communicative approach. It stands for **Engage, Study, and Activate**.

ESA gives teacher the flexibility to conduct a classroom in an organized and productive way.

ESA is important when it comes to teaching, because it keeps the students interested, motivated, and eager to learn more.

The video will show you how an effective lesson can be done using the ESA methodology.



## The Grammar Question

### How much grammar do I need to know to teach English?

While English teachers need a good knowledge of grammar in order to show how the “rules” are applied to the language, grammar is not the ‘be all and end all’ of English teaching.

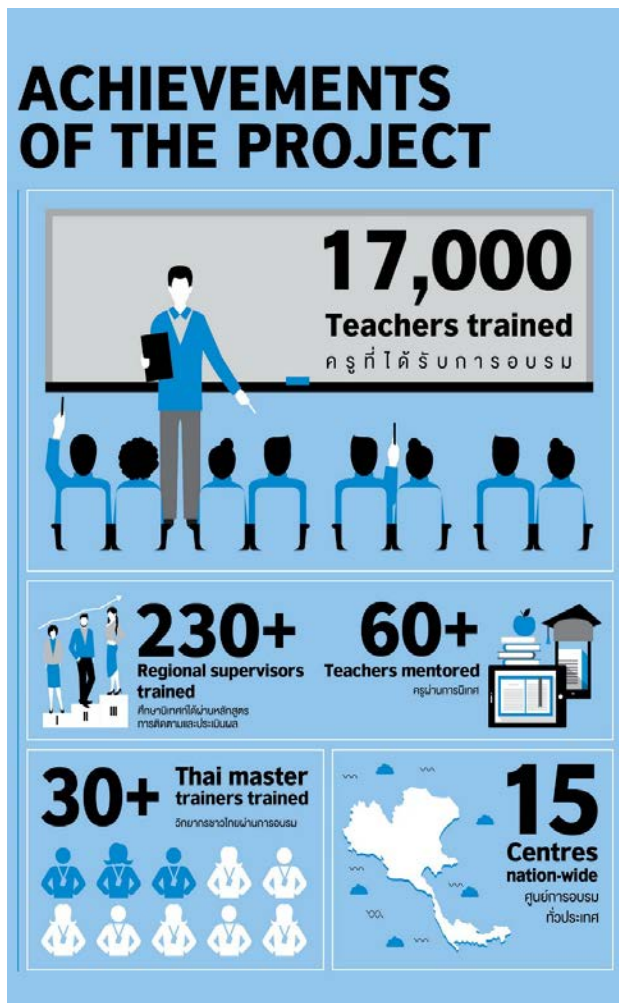
The most effective way to learn a language is to have students communicating in speaking and writing using topics relevant to their life.

In the CLT approach, classes are based on teaching topic-based lessons in which the **grammar is used in context, not in isolation**. That is, the topics provide a context for using the language.

An example of a topic-based lesson would be a class on describing your Daily Routines. Here the Present Simple tense would be used. While the students are trying to describe their everyday activities, their focus is on communicating what they do rather than trying to construct an English sentence from a grammar-based formula.



## The Communicative Approach Introduced to Thailand



Thailand’s English language newspaper, *The Bangkok Post*, published a great read on the implementation and progress of the **Regional English Training Centres Project (RETC)**.

The article details how **The British Council** and the **Thai Ministry of Education** have teamed up to improve the teaching skills of 17,000 primary and secondary Thai English teachers. [This new way of teaching English is already showing results.](#)

The RETC initiative was implemented nationwide back in 2015.

17,000 out of 40,000 targeted Thai English teachers have been trained.

The results so far are **overwhelmingly positive**.

The research clearly indicates that 90% or 15,300 English teachers have *more confidence in teaching English in the communicative approach* and more confidence in using English in their classrooms.

Importantly, as Thai schools become increasingly familiar with the Communicative Approach and its methods, they are asking if foreign teachers are competent in it.





### Live Observed Teaching Practice (OTP) is Critical

It is not enough to read about teaching or to observe others teach in person or through videos online.

The practicum—observed teaching practices—is the **heart and soul of a professional TEFL certification program** and one of most valued parts of the course.

Trainees teach non-English speaking students in a live classroom. It where the knowledge gained from the course book become teaching skills

### How Vantage's Practicum is Conducted

The teaching practice consists of a minimum of **6 one-hour lessons**. Each lesson is on a **different Language topic**.

The first step is to learn how to prepare a **professional lesson plan**. The trainer thoroughly checks the trainees' lesson plan form for full class details, including learner objectives, teacher aims, anticipated problems with solutions, and complete lesson procedure in the [ESA methodology](#).

A good lesson plan should be detailed enough that an experienced teacher could be given your lesson plan and they'd know exactly how to teach your class.

Then **lesson materials** (visuals, worksheets, etc.) are sourced and scrutinized to make sure they fit with the topic and language point. Vantage provides full sample course books and a ton of resources materials categorized by language topic.

Each trainee's practice lessons are taught and observed by Vantage's trainers. Key factors observed include:

- ✔ Teaching methodology and techniques
- ✔ Teacher's classroom manner
- ✔ Board work
- ✔ Classroom management
- ✔ Adherence to the lesson plan
- ✔ Student reactions and feedback
- ✔ Time management

After their practice teaching class, the trainees are first asked to reflect on their lessons and critique themselves by completing a self-evaluation form after each lesson..

Then they receive a detailed [feedback session from the Vantage's observer teacher](#).

If all this seems a bit daunting, don't worry, we are here to guide you every step of the way.


The many trainees who have implemented the recommended areas for improvement typically *see progress in each class they teach* and a dramatic improvement from the first few lessons to the last. At the end of your practicum, you'll be ready to walk into any classroom and successfully deliver an effective lesson.

## Our Practicum Partners

All our courses are conducted in registered facilities and our Teaching Practices are held in schools and colleges that are registered with the Thai Ministry of Education.

We hold our practicum with the following institutions:

- ✔ **The Boromarajonani College** – The first academic institute of the Ministry of Public Health, it's grown into Thailand's largest nursing training facility with 28 campuses throughout the Kingdom.
- ✔ **The University of the Thai Chamber of Commerce** - UTCC is a private, non-profit higher education institute organized into eight schools offering degree programs to the doctoral level in English and Thai.
- ✔ **The Human Settlement Foundation** – A volunteer organization dedicated to finding solutions to homelessness and quality living in flourishing communities.
- ✔ **Petcharawun Witthaya School** – A Thai government school with more than 2,000 students ranging from kindergarten to the 9th grade.



วิทยาลัยพยาบาลบรมราชชนนี กรุงเทพฯ  
Boromarajonani College of Nursing, Bangkok



# New Teachers are born in the Classroom

*Applying the knowledge you've gained in the course book—which can only be done through practice—is how teaching skills are developed.*



## Knowing Does Not Make You Skilled

Knowledge is information.

It's acquired through sensory input: reading, watching and listening. Knowledge refers to factual information and theoretical concepts.

Skills, however, refer to applied knowledge to specific situations.

**Skills are developed only through practice**, through a combination of sensory input and output.

To make it simple, knowledge is theoretical and skills are practical.

You can know all the rules of a sport, know its key procedures and when to use them, know all the statistics, but this only makes you knowledgeable about the sport; it does not make you any good at it.

To become good at a sport you must play it and develop your skills through practice

If you want to be a good English teacher, you will need to immerse yourself in an actual classroom with real non-English speaking students to see how they respond to your teaching.

You'll want to get professional feedback from trainers who have years of classroom experience as there are limits to how useful your own internal reflection is in understanding your personal skill development.

The observed teaching practices are a **crucial ingredient in developing the skill set** to become a successful and professional teacher—the best you can be.

## TEFL Accreditation



### What is Accreditation?

Accreditation means that the standards for a TEFL program have been set by an organization higher than the TEFL provider.

An *independent* accreditation body ensures fair testing practices, transparency of marking and that they're following the approved curriculum. In short, it's quality control of all factors involved in the TEFL program.

### What do Schools Want?

The better schools are looking to hire the best teachers they can find. So what training background are they looking for in a new hire? They typically recruit graduates of TEFL programs that have [met the following criteria](#):


- ✔ A minimum of **100 hours of coursework** and training;
- ✔ At least **6 hours** of live practice teaching (a practicum) and observation involving actual ESL students in a real live classroom.
- ✔ **Externally validated** by a reputable examination body (usually an **accredited university** or a recognized examinations board) and/or accredited by a national accrediting body such as OTTSA.
- ✔ Course instructors hold at least a Degree, Dip TEFL or Dip TESOL. Their background should be in TESOL, Linguistics, and Education with ESL emphasis and also with **extensive teaching experience** in an international context.
- ✔ **Moderation of Standards** is an integral part of accreditation. For every TEFL course run, an external and *independent* moderator will go over all the key components, student work samples, and the approved curriculum. Few TEFL courses have moderation, so they don't really have accreditation.

## American Accreditation and Three College Credits

Vantage TEFL Certification is validated through [Lamar University](#) (Texas, USA), the [Paris College of International Education](#) (France) and [Siam Technology College](#) (Thailand).

These institutions recognize the TEFL International certificate course as a **three-credit undergraduate university course**.

Each student receives an [official transcript](#) from the Paris College of International Education with their TEFL International Certificate.



Lamar University, (Beaumont, Texas, USA,) is part of the [Texas State University System](#). It awards degrees at the Associate, Baccalaureate, Masters and Doctoral levels through its accreditation by SACSCOC (The Southern Association of Colleges and Schools Commission).

SACSCOC—one of the six regional agencies **recognized by the United States Department of Education**—serves the southern US states of Alabama, Florida, Georgia, Kentucky, Louisiana, Mississippi, North Carolina, South Carolina, Tennessee, Texas, and Virginia.

## Moderation of Standards

For each course we run, the moderator checks to make sure that the marking is fair and standardized. We also present samples of the student's coursework to the moderator so they can check that our trainees have learned the approved TEFL methodology.

Accreditation with ongoing moderation **ensures that the course you take is of the highest quality** and that's why your Vantage TEFL qualification is internationally recognized.

## David Hopkins—TEFL Course Moderator

Vantage In-Class TEFL courses are moderated by David Hopkins.

Dave has been an administrator, teacher, course developer, and teacher trainer of English to speakers of other languages (TESOL) for more than four decades.

He holds MA degrees in Teaching Languages and Intercultural Training and Management from the SIT Graduate Institute in Vermont. He has worked and lived in Latin America, the Middle East, and Southeast Asia.



David B. Hopkins

He is currently an English Language Specialist with the US State Department and moderator for TEFL International courses worldwide.

Dave has written a number of TEFL-related books. His latest, [Smooth Moves, 2nd Edition: Best Practices for Teaching English to Speaker of Other Languages](#), can be found on Amazon.com.



## Michael FitzGerald—TEFL Course Moderator



Vantage In-Class TEFL courses are also moderated by Michael FitzGerald.

Michael has been an administrator, teacher, course developer, and TEFL teacher trainer for over 25 years.

He has taught in North and Central America, Eastern and Western Europe as well as throughout Asia.

Michael holds a bachelor's degree from Carleton University in Canada, a Cambridge University DELTA, and a TEFL Certification from the Irish Schools Association.

He is also a Master's in Education (TESOL) candidate at the Paris College of International Education.

Michael has also worked with TEFL International for more than ten years where he developed new educational programs, hired and trained staff in addition to directing TEFL courses.

He has been a director for a Trinity College London program, consulted for The Bell Educational Foundation, and many other international training organizations.

Michael has authored books on training teachers and presented at numerous conferences, as well as being Special Projects Leader for TESOL Spain's Board of Directors.

# The World of English Teaching

## The Many Kinds of English Teachers

Teaching English abroad is actually a very wide-ranging career. Due to the great number of English learners worldwide and their different individual needs, qualified teachers can find a job in a variety of settings.

While a lot of positions can be found in government and private schools, qualified teachers are also hired by international schools, universities, kindergartens, or corporations—and it doesn't stop there.

English language teachers also find volunteer positions at countless organizations worldwide, tutor privately, or teach online.

What we've discussed above is just different types of teaching positions. Successful teachers can move on to a host of opportunities in this industry as we've written about in our [English Careers](#) page.

## Two Broad Categories of Teachers

Most teachers teach **English as a second language**. These are general English classes that aim to develop students to have a basic competence in the language.

To speed that up, some schools hire **Content Teachers** who instruct subjects like math, science, geography, literature, in the medium of English. This is the called [CLIL](#) (Content and Language Integrated Learning) where you are *teaching both the subject and the language*.



You typically need a bachelor's degree in an appropriate major and TEFL certification to teach content English.

## Thailand's Teaching Opportunities

Thailand offers a variety of options for English teachers. While a TEFL certification is not an official requirement, it certainly increases your chances of landing a teaching position at a reputable school with a higher salary. The better schools are increasingly requiring TEFL trained teachers—a trend that should continue.

Here's the approximate breakdown of the [average salaries](#) per school type in Thailand:

| Type of School                    | Salary              |
|-----------------------------------|---------------------|
| <b>Public Schools</b>             | \$800 -- \$1,000    |
| <b>Private Schools</b>            | \$1,000 -- \$2,000  |
| <b>Universities</b>               | \$2,000 -- \$3,000  |
| <b>Private Language Academies</b> | \$1,000 -- \$2,000  |
| <b>International Schools</b>      | \$2,000 -- \$3,000  |
| <b>Private Tutoring / Online</b>  | \$15 -- \$30 / Hour |

# Different Types of Teaching Jobs

## Government schools

English is usually taught as a separate subject in government schools and most EFL teachers will be responsible for teaching predominantly speaking and listening skills. Some schools run English programs where the language of instruction is English for certain subjects such as maths, history etc.



## Private schools

Private schools generally offer the same curriculum as government schools but some are fully bilingual where subjects are taught in English and the students' native language while in others all instruction is in English except for native language lessons.

## International schools

Most international schools have an EFL department where students study English to bring them up to speed before entering mainstream classes.



## Universities

Many university students are required to study English as part of their university studies and there are plenty of opportunities to work in universities if you are qualified. Most university English jobs will require you to have a TEFL certificate and a degree.

## Kindergarten

Parents around the world are keen to expose their children to foreign languages as early as possible. Therefore, the demand for English teachers in kindergartens is ever growing.



## Private language schools



There are plenty of job opportunities at private language schools globally. Teachers at these institutions can find themselves teaching students of all ages. You can also find yourself teaching general English lessons, business English, or even helping students prepare for tests such as IELTS or TOEFL.



## Working directly for companies

Some companies hire their own English teachers who will be responsible for developing and teaching English courses in line with company guidelines. Such jobs may also entail additional responsibilities outside of teaching English.

## Private Classes

Private classes involve the teacher finding their own students to teach. The benefits of private classes are that you can set the price of the classes. You can teach at your home, the student's home or even a park or café.




## Volunteer work

Volunteering is a great way to gain teaching experience while studying or before looking for paid positions. It is also a great way to use your new skills to benefit others. From teaching new arrivals in your home country to teaching monks in Nepalese monasteries, there's a wide range of volunteer teaching opportunities around the world.



## Online

As the number of people connected to the internet around the world increases the demand for online English teaching also grows. Teaching online allows you to work anywhere at any time.





## Online English Teaching



### English Language Learners have been Moving Online.

Opportunities for online TEFL teachers have been ramping up over the past number of years as more and more students turn to learning online. The coronavirus crisis has exacerbated this trend.

More adults are moving to online classes. It fits their schedule particular and, as more people work from home, adapts to a more flexible corporate structure.

School-aged students are generally supplementing the traditional school-based learning approach with educational apps and other digital products,

With geographical limitations no longer a factor, TEFL teachers can now work from anywhere in the world.

In Thailand, given that it's just one hour off China's main time zone, some teachers have based themselves as 'digital nomads' teaching to a booming market of China's children who cannot get access to classroom teachers.

The video tells the tale of how a handful of new companies are investing over half a billion dollars targeting this market. One-to-one tutoring, once the preserve of China's wealthiest families, is increasing going mainstream as families spend some \$3,000 per year for private English classes.

### The Global Private Tutoring Market

According to Zion Market Research, the worldwide private tutoring market is projected to reach **USD 1.77 billion** by 2026. And these forecasts were made pre-COVID-19.

The convenience of online tuition is undoubtedly a big draw for both students and TEFL tutors. As video conferencing technology improves and as the public become better informed about online options to learn English, demand for online teaching will certainly increase.



[Click to play video](#)

## Think Online Classrooms too.



[Click to play video](#)

Much of what we read about online teaching is about one-on-one instruction. Having said that, the coronavirus crisis has driven strong growth to group language teaching classes as well.

Teaching a group online is very different—definitely more challenging—than individual online tutoring and also different from being in a traditional classroom.

Our [Online vs. Classroom Teaching video](#) will give you a quick overview of some of the key differences—and similarities—between classroom and internet-based teaching.

## Online Observed Practice Teaching in Real Time

Our [Virtual Vantage](#) program is unique in that it incorporates live online observed practice teaching (OTP) sessions—a practicum.

That's different as previously online only courses were just a course book online with accompanying videos. That was no practicum...no practice teaching...no observation from expert teacher, which is needed for skill development.

As you teach online, you will also become experienced in video conferencing software and the techniques for teaching on an online platform, giving you a strong foundation in one of the fastest-growing segments of the teaching market.

You will also be gaining good online experience that may differentiate you against candidates as you apply to online companies or recruit students to teach privately.



## Why Teach English Online?

The quick answer: this form of teaching is booming.

Beyond the convenience, flexibility and dynamic and growing market of the field, teaching online can be a great way to "test the waters" with your teaching skills before taking the leap to move abroad.

Do you connect with students who don't speak your language? How difficult is it to prep lessons? What can I do better? Am I making a difference in my student's lives?

Answers to these questions will help you decide if you want to pursue teaching English as a career.

And as many TEFL teachers can vouch for, knowing what you're getting yourself into before finding your teach abroad program really helps with your transition to life in a foreign country.

**TEACHING ENGLISH ONLINE**  
It's THAT Easy!

**THE ONLINE EDUCATION MARKET IS BOOMING:**

**54%** of the global population use the internet

**47%** of the population of developing countries use the internet

With education costs rising, online English education offers an affordable and accessible alternative

**E-LEARNING IS ECO-FRIENDLY.** CO2 emissions per student are cut by **85%**

**EARN GREAT MONEY**  
Depending on the teaching platform, online English teachers make between \$15 and \$30 USD per hour.

**FLEXIBLE SCHEDULING**  
Work whenever it suits you and for as many hours as you like.

**WORK FROM ANYWHERE**  
Create a home office environment or travel the world and teach English online on the go.

**BE YOUR OWN BOSS**  
Set up your own teaching platform and teach at your own preference.

**EASY TO GET STARTED!**  
Simply take a TEFL/TESOL course and get qualified to teach English - not only online but also in countries all around the world!

## EARNING EXTRA CASH

Some teachers top up their salaries by taking on private students after their day job.

You can easily make a couple of hundred dollars a month when tutoring students in your free time.

Over the past year or so, **teaching online has grown exponentially**. The coronavirus crisis has made online teaching skills crucial.

You can either build up your students by word-of-mouth you'd do as an in-person private tutor, or you could work for the many online teaching companies full time.

Do keep in mind that many online schools want a minimum commitment in terms of hours per week.

In Thailand, the typical hourly charge for private English lessons is between \$15 and \$30 depending your experience, and the level of competition in your area.





## Five Keys to Finding a Teaching Job in Thailand

*"There are currently some 7,000 foreign teachers in Thai schools  
...another 10,000 teachers are required."*

--Thai Education Minister Nataphol Teepsuwan (February, 2020)

### Comprehensive Job Services

If you are going to invest your time, money and dreams in a TEFL course, receiving job services support is a critical element. Navigating job markets, interviews, and recruiters is a crucial component to make sure you land a great teaching job after graduating from the course.

Vantage has its own dedicated Jobs Coach. We'll work with you one-on-one in crafting your own Power Resume. We'll coach you on interviewing techniques. And then we will tie you into our **Thai and global recruitment network** of the best teaching jobs.

Through our quality **lifetime job assistance**, Vantage alumni have landed jobs at international schools, universities and prestigious academies.

### Vantage TEFL's Job Guarantee

If you follow these simple key steps, your transition from a TEFL trainee to a full-time teacher should be more or less seamless. Here are some of the key things to do—before you come to Thailand, soon after you arrive and just after your TEFL graduation.

Almost all of Vantage's TEFL graduates find good positions **within two weeks** of completing our course

Those that take longer typically have already received a job offer, but are still exploring the market. It's also not uncommon for Vantage trainees to receive offers during their TEFL training from our partner education groups.

### Key 1

#### Don't Leave Home without Them

Before coming to Thailand, prepare your qualifications beforehand—that is, originals of degrees or diplomas and certificates of your highest level of education. These may be harder to after you've arrived in Thailand.


If you went to college, bring a copy of your transcript too as some employers may want to see this. Here's your shortlist for documents to bring:

- ✔ Degree or High School Diploma
- ✔ Certifications
- ✔ Transcripts

Consider bringing:

- ✔ Police Background Check/Clearance

Not essential as increasingly these can be obtained online anywhere for some nationalities. But some schools and agencies do require these. It's also possible to get one from the Thai police if you've been in Thailand for at least one year, but if you can easily get one from home, you may wish to do so.



- ✔ **Your Home Country's Driving License**
- ✔ **Your Smartphone** (see Key 2)

You can use your home driving license to get a [Thai driving license](#) without taking a Thai driving test. This applies to whatever class of license you bring, i.e. car or motorcycle.

Even if you don't plan to drive in Thailand, a Thai Driving License can still be valuable as it can be **used as ID** for many situations where you're asked for your passport. I've even used mine to buy Thai entrance price tickets (read: lower priced tickets) as a 'Thai resident'. It certainly pays for itself.

And because it's credit card-sized, it's super easy to carry in a purse or wallet so it's always with you. (You can leave your passport safely at your Thai residence.)

One more benefit: your Thai Driver's License also has your passport number on it. It's valid for 2 years—subsequent renewals for 5 years—and at 500 baht, it's relatively cheap.



## Key 2

### Become Thai contactable

Potential employers need to be able to reach you. They will almost never use the 'snail mail' address or a foreign telephone number that's posted at the top of your resume.

That leaves two, maybe three, key ways they'll contact you. Your **Thai mobile number** or your **email address**. And increasingly a messaging app like Line, which is popular in Thailand.

Soon after arrival, you need to get Thai "e-access." This is easily done.

No need to buy a new phone. You simply **buy a local SIM card** for your existing smartphone. You only need to present a photocopy of your passport ID page and pay 50 baht.



They'll ask you how much credit to put on it—200 to 300 baht is more than enough to get started.

Now you have a new **Thai mobile number**—with nationwide coverage—and importantly **internet access** when you're not within a free Wi-Fi zone.

When your credit gets low, you can simply top-up at any of the ubiquitous 7/11s or other convenience stores throughout the Kingdom. Or you can switch to one of the many pre-paid monthly plans that may be having attractive promotions.

But the bottom line is those future employers can now easily reach you—and you them.

## Key 3

### Develop your Power Resume (and Cover Letters)

*Power Resumes do what effective marketing brochures should: they spark an interest in a particular product—you.*

The terms "CV" and "resume" are often used interchangeably, but they're really very different beasts. A resume is a brief summary of your *select* skills and experience and shouldn't exceed two pages. A CV can be far more detailed and can stretch into half a dozen pages.

In all but very specific applications, you will want to submit a resume. Many recruiters and job hiring authorities typically spend somewhere around 6 to 16 seconds on your resume. No one can read a resume in that timeframe; resumes are scanned.

We'll teach you how to create your own [Power Resume](#) at Vantage TEFL and show you how you can survive the first-pass scans so you can achieve the goal of an effective resume: to get an interview.

We'll also craft **Cover Letter templates** so you're ready to tackle Thailand's educational market segments.

And we'll coach you on interview techniques and how to handle objections—typically a signal of buyer interest.

#### Key 4

**Think about what you want to teach—and to whom.**

There are two broad categories of teachers.

Most TEFL graduates teach **English as a second language**. These are general English classes that aim to develop students to achieve a basic competence in the language. This is the largest segment of English teachers.

Secondly, there is demand for **content teachers**. A number of schools offer a more immersive English experience and teach “content” subjects like math, science, geography, literature, IT and others in the medium of English.

You typically need a bachelor's degree in an appropriate major to teach content English.

#### Key 5

**Work Vantage's Definitive Job Lists**

One of the first things to do is to **post your resume for free**. For Thailand, we recommend [ajarn.com](#) and for a more international footprint, [Dave's ESL café](#). And we list more sites as well.

Then work Vantage's [Definitive Jobs Lists](#) webpage. These lists segment the education market. You can target the specific segments to send your resume and cover letter. The “lists” are divided into key categories:

- ✔ The Top Thai 100 Public & Private Schools,
- ✔ 170 Thai Universities,
- ✔ Teacher Employment Agencies
- ✔ Private Language Schools throughout the Kingdom
- ✔ The 64 “Satit” (Demonstration) Schools
- ✔ Volunteer Organizations
- ✔ Thailand Teacher Focused Facebook Groups
- ✔ Online Teaching Recruiting
- ✔ Our China Guaranteed Job Program.

...and much more



## Not Really Keys...More Common Sense

### First Impressions Count

While you don't need a three-piece suit to work as a teacher in Thailand, a **'smart dress' style** and a **'well-groomed'** appearance are essential. During interviews, this is particularly important.

You may not get a chance to make a second impression.

At Vantage, you'll need to dress smartly for your practicum and we'll help guide you to what's acceptable within Thai culture.

We'll teach you the **do's and don'ts of Thai schools**—that's part of our Thai cultural awareness training.

You can either bring some smart clothes from home or you can **easily buy them here** as there are many major malls with boutique shops and department stores.

There are also 'second hand' markets selling most everything under the sun—including Dockers, business shirts/blouses, and shoes—often from leading brands in surprisingly good condition. Being 'smart' doesn't have to be expensive.

Please make sure your clothes are clean. Thailand is a hot and humid country...you can't avoid sweating. Thais are incredibly conscience of body order and if your wardrobe is carrying yesterday's work, it's the kiss of death in an interview. I've literally seen Thais get up and leave the room from someone enters whose clothes reek of lack of personal hygiene.

## A Few Final Thoughts

### Pdf Format

Send your resume and other job supporting documents in pdf format. Pdf is an image format. Like any photograph in will *look the same on any device* and on any platform. If you send your resume in MS Word, other versions of Word can change your formatting making your professional format looking all mangled on their computer.

Create your resume in Word and send it and other job supporting documentation in a pdf format.

### Your Name is a Brand

Don't forget to put your name in the resume file title. A filename of "Sally Douglas Resume" is much better than just "resume." The latter could get saved over thus losing your resume to a more recent download.

Importantly, your name on your resume also helps keep you 'top of mind' among the clutter of other candidates applying for the same position.



## Teaching English can be a Career...not just a Job (thinking long term).

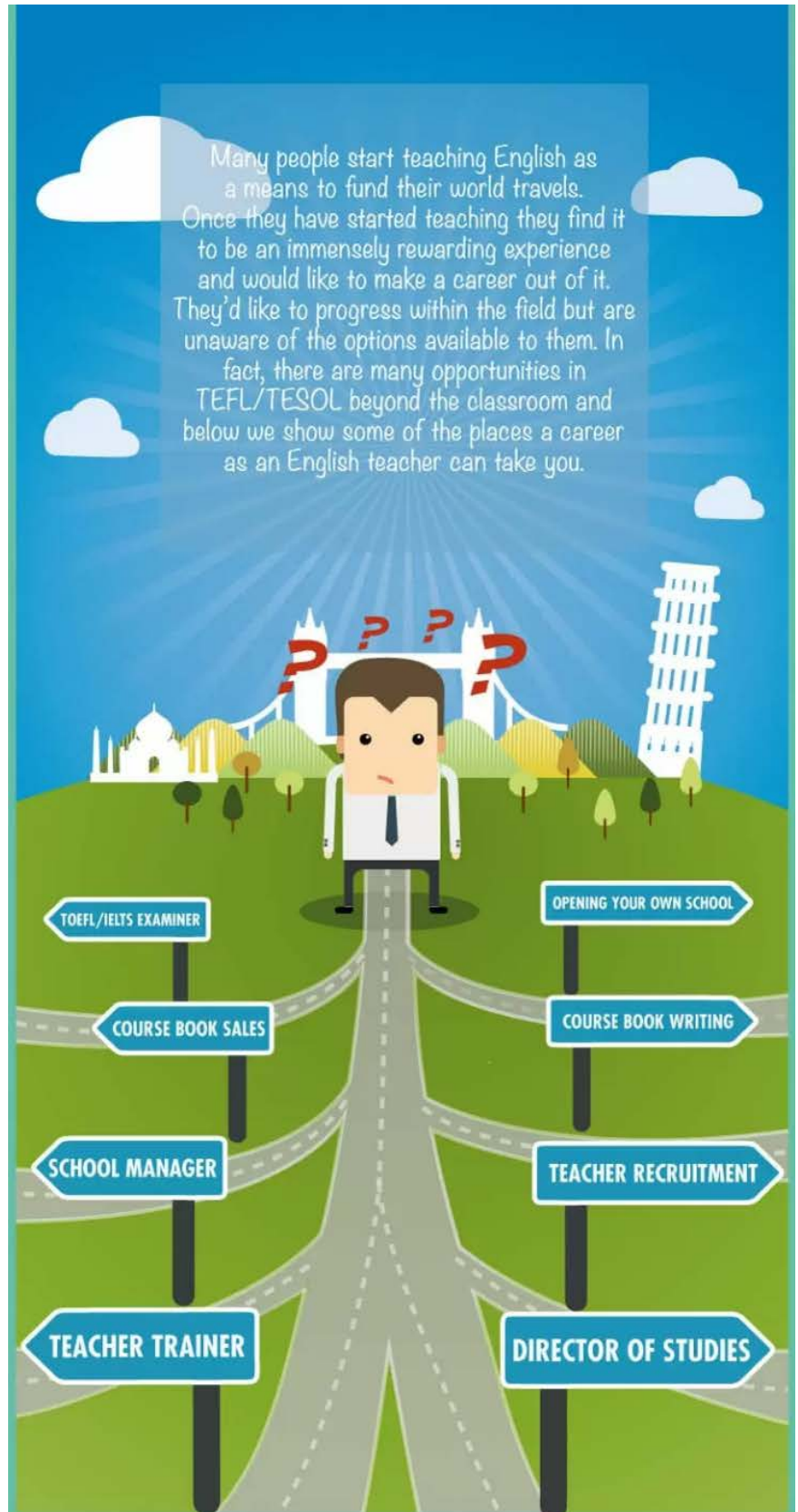
A TEFL Certification is your entry key to the world of English teaching.

So what are your lifelong career prospects in this growing and very dynamic industry?

The experience you'll get in the classroom facing real non-English speaking students will build the foundational skillset that you can draw upon whether you eventually pursue a more business role or academic-related position within the ELT industry.

In our [Careers in EFL](#) webpage, we take a look at some of the roads your TEFL certification and a subsequent successful teaching background and could bring you down the road.

And we will look at some trends that could be in future of education.





## Three Vantage TEFL Certification Courses

*Vantage offers three accredited TEFL programs—each one with a practicum.*

### The In-Class Course

Vantage's [In-Class Course](#) lasts for four weeks and has **six key areas** of study. It's given 100% onsite in our Bangkok training center.

You learn both teaching theory and how to facilitate your lessons through the communicative approach to language teaching—an international standard, which is being adopted by Thailand's Ministry of Education for Thai English teachers Kingdomwide.

We strongly believe in learning by doing. You will teach real students under observation for at least 6 hours in our practicum.

Vantage was [#1 worldwide](#) as the **Top TEFL Course** in the Community Choice Awards presented by the major TEFL course review site, Gooverseas.com.



### The Hybrid Combined Course

Our hybrid [Combined Course](#) gives you the best of both worlds.

In **Phase One**, you'll first complete the online course book—with full tutor support—will concentrate on teaching theory and best practices.

Then in **Phase Two**, you'll combine that with **observed practice teaching sessions** (the practicum) where you'll teach non-English speaking students in a real Thai classroom.

The practicum is where your course knowledge is transformed into teaching skillset you'll need to be successful in the classroom.

Vantage's Combined Course was ranked [#1 in The 9 Best Online TEFL Courses](#).



### The Virtual Vantage Course

[Virtual Vantage](#) is one of the TEFL industry's first completely virtual courses—that's 100% online.

This is a fully accredited TEFL featuring both online TEFL training with live-streamed classes of observed teaching practices (OTPs) with real students.

In **Phase One**, you'll first complete the online course book.

Then, in **Phase Two**, you'll develop your teaching skillset through real teaching sessions (the practicum) of six OTPs in a virtual classroom.

As you do your practice teaching online in Virtual Vantage, you'll also become experienced in the video conferencing software and teaching techniques for the online platform, giving you a strong foundation in one of the fastest-growing segments of the teaching market.



## Modular Online Programs

We've made the Combined Course and Virtual Vantage programs modular so you can interchange the practicum.

For both the Combined Course and Virtual Vantage, you'll do the same **20 unit course book** online.

The difference is the **Observed Teaching Practices (OTPs)**. In the Combined Course you'll teach in a real bricks & mortar school and in Virtual Vantage, you'll teach students online in real time.

Since the award-winning Phase One course is the same in both programs, some start studying the course book first and will decide later how to do their OTPs. In other words, whether to complete the TEFL training through the Combined Course or through Virtual Vantage.

**All Vantage TEFL programs have a practicum** or OTPs.

New teachers are born in the classroom because you can only develop teaching skills through practice. **Observed Teaching Practices** are the heart and soul of any professional TEFL teacher training program.

That's we've written extensively on why practice teaching is so important on this page: [how we conduct our practicum](#).



Vantage TEFL Certification has received 132 student reviews and has an overall rating of 4.97 out of 5 stars based on the following criteria.

|                       |       |
|-----------------------|-------|
| Overall Rating        | ★★★★☆ |
| Course Content        | ★★★★☆ |
| Practice Teaching     | ★★★★★ |
| Quality of Feedback   | ★★★★☆ |
| Lesson Plan Guidance  | ★★★★☆ |
| Instructor Competency | ★★★★☆ |
| Job Assistance        | ★★★★☆ |
| Facilities/Resources  | ★★★★☆ |

### [TEFL Course Review](#)

## Bangkok Accommodation



*Bangkok welcomes more visitors than any other city in the world  
...it doesn't take long to realize why.*

### Rooms, Rooms & Rooms

Bangkok is chocker block full of rooms of all. Places to stay in Bangkok go well beyond just hotels and guesthouses.

There are also apartments and/or condos—including many one-room flats. For these units, the low end would be approximately THB 4,000 (US\$ 115) per month with nice one bedroom studios in the THB 7,000 (US\$215) to THB 12,000 (US\$ 350) range.

These studio units can be well designed and many apartments have websites/FBs with photos of the room and common facilities. Most air condition accommodation includes a fridge and a cable TV. There are **extra charges** that are not usually included in the rent. You'll pay utility bills—water and electric—on a per unit basis. Water is cheap; electricity not so much. You typically pay the first month's rent and a second month, which is your refundable deposit.

After you have a teaching job and know where you want to put down roots, you can enter into **longer term rentals**. Most apartments and condos require a **minimum of a 6-month commitment**. Here you pay three months' rent to move in—the first month's rent and two months as a deposit. If you move out before the six-month lease has expired, you forfeit your entire deposit. The way around this is to find a hotel, hostel, Airbnb rental or a service apartment—such as those listed on this page—that will accept shorter term stays.

### RentHub, Airbnb, & MrRoomFinder.com

[RentHub](#) is a service that lists available flats, Just type in your desired area to see what's available. Each listing details monthly rate and deposit fees, room and building amenities and contact info. And plenty of pictures.

[Airbnb](#) is a global company that operates an online marketplace and hospitality service. There are many condos in our neighborhood so some private owners are offering their units through Airbnb as they seek renters for stays at their private residences.

[MrRoomFinder](#) has a huge lists of Bangkok Condominiums for ALL budgets—check out their Quick Property Search by MRT & BTS train lines. On these sites, you can type in "**Ratchayothin**" or "**Sena**" to search for rooms that are in Vantage's neighborhood.

### Three Recommendations for Short Term Stays—Within a Country Mile

Each of our recommendations is within walking distance of Vantage's training center and they don't have the typical six-month commitment. Here you would pay two months' rent to get the keys, with the second month being your deposit. Your deposit is refundable (minus a small cleaning fee) when you check out.

#### Poonchock Mansions (Budget Option)




[Poonchock Mansions](#) (opposite the Elephant building) operates as a service apartment so it has monthly rentals available. Very reasonable rooms starting at **THB 6,500 per month** (\$210). Very good location...400 meters from the BTS trains that open up most of Bangkok. This place is on a soi—so it's quiet—yet walkable from the main road. The rooms and common facilities are kept very clean. All the basics are provided so it should have most everything. *Vantage TEFL candidates enjoy special discounted prices.*



On our website, there's a downloadable *Info Pack* just below with complete details and contact info.

#### Tuscany Avenue (Boutique Class Option)

Built in 2008, this is a service apartment that's been decorated in an rural Italian style. Each room is unique with a slightly different design. It's about a mile away from Vantage's training center. There are different types of units such as the Poco Studio (little type), the Mezzo Studio (medium type) or the biggest unit, a Duplex Room that has a double floor level with a space that separates the bedroom, living room, bathroom, pantry, and balcony.



The room rates on their website are for annual contracts. However, monthly stays are welcome too. These range from THB 8,000 to THB 18,000. Details about the room types with photos are on the [Room Rate page](#).

We found the overall ambiance quiet and delightful. They've attempted to create a rural Tuscan feel and to a large extent, they've succeeded. The THB 8,000 baht (\$260) unit is a bit small with only a single bed. However, for THB 9,000 (US\$ 290), you get a double bed in a decent sized room. All rooms have a balcony.

The neighborhood is pretty quiet with a nearby large roundabout that serves as a small park. A private gym is also nearby. They also have the Café de Tuscany where you can eat Thai and western cuisine or order to your room.

The monthly rates include bed sheets. Wi-Fi is also available. Electric and water will be charged separately as is normal in Thailand. The pictures on their website should give you a pretty good feel for the place.

The deposit is only half your monthly rental and reservations require a THB 3,000 (\$797) fee which will be deducted against your monthly rental. Finally, very unusual for Thai service apartments, Tuscany Avenue allow pets (see FAQ #6 on their website).

### **Rabbit Room (Economy Option)**

Opened in 2017, the Rabbit Room is a series of warrens on five floors.



Some of Vantage's TEFL trainees have stayed there and have been quite satisfied, so we asked them to offer us special pricing.

The biggest rooms—they have three—go for THB 16,000 (\$515) per month. Plus a refundable security deposit of THB 4,000 (\$130). That price is all in— it includes electricity, water, TV, small fridge & Wi-Fi.

This is also the closest option to Vantage as it's literally around the corner. If it takes about thirty seconds or so to walk to Vantage's training center.

Refer to the "Vantage Quote" if you contact them:

Facebook: [Rabbit Room](#)  
Line ID: rabbitroomhotel  
Email: [rabbitroomhotel@gmail.com](mailto:rabbitroomhotel@gmail.com)  
Phone No.: 092-692-9969 (Khun Joom)



### **The Luxury Side**

Bangkok has no shortage of world-class accommodation. So if you're looking for something more luxurious—something with at least three to five stars—start with [this page](#).

### **Bangkok's Trains**



The recent extension of the BTS "Skytrain" system has brought mass transit to our neighbourhood making almost all of Bangkok easily accessible, which really opens up your accommodation options.

The nearest BTS "Skytrain" Station is **Ratchayothin Station**—only 300 meters—a five-minute walk or so from our Training Center.

For Tuscany Avenue and Poonchock Mansions, they are located close to Phaholyothn Soi 24 station—one stop before Ratchayothin.

The nearest MRT "Underground" Station is Phaholyothin MRT Station (2.4 kms. away). You can connect to the BTS there and ride 2 more stations/stops until Ratchayothin.

As of this edition (February 2022) Thailand has **almost reopened**. The mandatory 14 day quarantine has been replaced by “Test & Go” where you do mandatory testing at day one and at day five. If you’re Covid negative, you are free to go about the Kingdom

We’ll post news as the situation normalizes as we expect in the coming months. Our [COVID-19 Crisis Information](#) webpage is a great resource for updated Covid-19 information for Thailand.

## Thailand Visa Requirements

*“When you visit Thailand for the purpose of leisure, sight-seeing, and personal enlightenment, you are a tourist.*

[-ThaiEmbassy.com](#)

### Permission to Stay

For those who are coming from outside Thailand to do our In-Class or our Combined TEFL Courses, you'll need to consider your visa status.

The options below are the easiest way to enter Thailand and stay either 60 or 90 days...more than enough time to become TEFL certified and find a teaching job.

### Visa-Exemption (VE)



Technically, the VISA Exemption is NOT a visa--it's an exemption from getting a formal visa.

THE VE allows tourists from 55 countries to **enter Thailand without a visa**. They are granted to stay for 30 days if they are entering Thailand via an international airport. (A few countries, like Brazil, can get 90 days.)

VE's are your easiest option...**no paperwork** required...they're **free**.

A VE can be **extended one time** for a further 30 days—for a 60-day total stay—by visiting any Thai Immigration office. Extensions are THB 1,900.

While the VE can only be extended one time, you can start the whole process over by flying to a neighboring country like Cambodia or Malaysia and flying back in. Voila, you'll be stamped in with a new VE, which itself can also be renewed one time. Keep in mind, which in these days of ticket airlines, flying to Singapore, Penang or Phnom Penh is not expensive.

#### The following countries are eligible for Visa-Exempt (VE) permission to stay:

Argentina, Australia, Austria, Belgium, Bahrain, Brazil, Brunei, Canada, Chile, Czech Republic, Denmark, Estonia, Finland, France, Germany, Greece, Hong Kong, Hungary, Iceland, Indonesia, Ireland, Israel, Italy, Japan, Kuwait, Liechtenstein, Luxembourg, Malaysia, Monaco, Netherlands, New Zealand, North Korea (90 days), Norway, Oman, Per, Philippines, Poland, Portugal, Qatar, Singapore, Slovakia, Slovenia, Spain, South Africa, Sweden, Switzerland, Turkey, UAE, UK, USA, Vietnam.

For the latest info on VEs, please check with the [Thai Ministry of Foreign Affairs](#).

Finally, do not confuse the Visa Exemption with Visa on Arrival. The Visa on Arrival is an actual visa—you just get the convenience of getting it at the airport instead of a week's long process at a Thai Embassy overseas.

For the Visa on Arrival, you'll fill out a form, pay a fee and wait at the airport until its processed. Also, it's a different list of countries—places that are generally not on the VE eligible countries list—that can get a Visa on Arrival. More [details are here](#).



## Thai Tourist Visa

There are two types of Tourist Visas.

The **Thai Single Entry Tourist visa**, which is obtained outside Thailand, is **valid for 60 days**. This visa can be extended one time for a further 30 days at any Thai immigration office, thus giving you a 90-day stay option.

There is also a **Multiple Entry Tourist Visa (METV)**. It's good also for an initial 60 days that can be extended for 30 more days to reach a 90 day total. The METV has 3 entries, so after your 90 days are up, you can start over by leaving Thailand and re-entering the country. You could do this three times for a total of 270 days. This visa has to be obtained in the applicant's country of residence.

The rules on this visa were changed in 2015 and the METV now has more rigorous applicant process.

*As all visa regulations can change without notice, we advise our students to contact their Thai embassy for the latest information.*

## Other Options

### Non-immigrant ED Visa (Not Recommended)

Sometimes this visa is called a Non-Ed where "non" refers to non-immigrant and 'Ed' to education. This visa is issued to foreign Thai-language students, foreigners studying at a Thai school or university, and for foreign students attending a cultural study. This visa can be given for as long as one year or as short as 3 months depending on the study program.

This visa **requires extensive documentation** and often takes up to 8 to 12 weeks to receive. Given that it's good for only 90 days (or less) for a one month TEFL course—you can't work on this visa—it has **no advantages** over the VE or Tourist Visa options.

The non-ED visa is **not a recommended option**, and as Thai embassy authorities note on their websites, that a Non-Ed visa is not required for short courses (less than three months) and they cite program examples such as Thai cooking, or boxing Muay Thai (kick boxing) or meditation as examples.

## Once You Start Working

You cannot legally work or do business on a VE, Tourist Visa or Non-ED visa. To legally teach in Thailand, you'll need a **Non-Immigrant B** (Business) Visa—usually obtained outside Thailand.

Typically the school that hires you will provide you with an "**Offer of Employment**" letter and the other necessary documentation for this visa. Most apply at the Thai Embassy in a neighboring country. (In these days of eTickets, you can fly to these countries return for \$100 or less.)

Once you get your Non-B visa, you are then eligible to apply for a Work Permit, which is a separate process from your Non-Immigrant B visa.

That's because Work Permits are issued and regulated by the Ministry of Labor—not the Ministry of Immigration as are visas.



Our partner English education provider firms—who place hundreds of foreign teachers each year in their scores of client schools—will take a new hire on probation. That's a three month period under which you're allowed to work with a tourist visa under their jurisdiction. Near the end of probation, if both you and the school are happy, they will start the non-Immigrant B visa and Work Permit process.

## Summary

There are three basic recommendations for TEFL candidates:

- ✔ **Visa-Exemption** on arrival at a Thai airport—up to 60 days in the country. Free...no paperwork required
- ✔ **Single Entry Tourist Visa** at a Thai consulate or embassy (in your home country or another country) Up to 90 days stay...more than enough time to become TEFL certified, interview and find a job
- ✔ **Multiple-Entry Tourist Visa** is an option if one qualifies. This provides the longest stay and is most flexible (though it requires exiting and re-entering Thailand every 60-90 days).



## The TEFL Budget Planner

*How much money do I need? Determine your costs to get TEFL certified and your running costs until you get your first teaching paycheck.*

### Estimating your Total Expenses

The TEFL Budget Planner is a tool to **estimate your total TEFL-related costs** to become TEFL certified and until you get paid working as a teacher in Thailand.

This this planner is based upon Thai costs—Bangkok in particular. Having said that, it can easily be adapted to use in any country.

Its spread out over three months as that's a *conservative* plan to complete your one-month In-Class TEFL course, interview and secure a position, begin teaching and get your first paycheck at the end of your initial month.



As most all schools pay at the end of the month, we're assuming—conservatively again—that it's at the **end of the third month when you will start to receive income.**

Some may receive a partial paycheck in the second month, but that depends on the actual start date and the policy of your new employer.

So to be safe, it's best to assume you'll need to support yourself from your savings for approximately three months from arriving in Thailand to getting paid. Expenses for accommodation, transportation, and food are based on real Thai costs and our experience of living in Bangkok for decades.

We have chosen a middle road approach...not too Spartan a lifestyle and not too luxurious. You can, of course, adjust any of these cost inputs based upon your personal preferences and budget considerations.

### A 90 Day Plan

In **Month One**, are the core expenses to become TEFL certified over a full 120-hour, four week program. It includes course tuition, internet, and incidental costs as well as food and accommodation.

Add your own row(s) to include additional expenditures like entertainment and personal travel to complete your budget planner.

In **Month Two**, you'll be interviewing after graduation. Transportation costs will probably increase as you need to get around town (and upcountry) to see schools and institutions. Your TEFL tuition fee is listed as paid as that cost was covered in the first month.

In **Month Three**, You'll be working—earning money—but you won't get paid until the end of this month. That means you're still living off your savings. Included in



this month is the cost of securing new accommodation as you may wish to move closer to your new school. This is, of course, an optional expense.

Long-term room rentals are typically one month's rent plus two months deposit. These costs are figured in. We've also returned to you one month's deposit at the end of Month Two for the service apartment near Vantage TEFL's training center you stayed in Months One and Two.

### Your TELF Budget Planner SpreadSheet

You can see the **total expenses for each month separately** as well as a **running cumulative total** for the months combined.

Finally, in Month Three, we've added all the costs for all three months together to give you a good idea of the total investment you'll need to make to become professionally certified and began a teaching career in Thailand.

Your Vantage Excel TEFL Budget Planner is available below by clicking on the XLS icon.

### Just Add Airfare

There's just one more major cost to add: your airfare.

We haven't included that as people are coming to Vantage's Bangkok training center from all other the world. And also as airfares to Thailand can vary widely.



Add your airfare costs to the expenses you've already itemized on the planner and you'll have a pretty good idea of the **total investment you'll need** to make to become a professional teacher.

### How to Get Started

Step one is to download The TEFL Budget Planner by clicking on the XLS icon. Each month is on a separate tab.

Most of the expenses are already inputted. If you have a particular need that's not on the spreadsheet simply add rows as needed above the month's total row to include that cost.



Add your airfare and you should get a cumulative total on Tab (Month) 3 that will give you an estimate of your total expenses until the paychecks start rolling in.

You can also do scenario analysis where you change your assumptions on particular expenses.

Food is a good example. You can see how that can affect your total bill if you eat more local, which in Thailand will be significantly less expensive

[Click to download](#)

How much cheaper? Check out the [Bangkok \\$1 Menu](#)



### Another Consideration in your TEFL Course Investment

For many teaching positions and government teaching jobs, completing your 120-hour Vantage TEFL Certification will increase **your monthly salary by \$100-\$150.**



That's at least \$1,200 over the course of a year, essentially repaying your TEFL tuition just from the **extra salary** in your first year of teaching. Year two that's all profit.

Your TEFL certification will ensure not only will you know what to do in the classroom, but the market will also recognize your qualification and reward you as a professional teacher.

### Are You Ready to Teach Abroad?

[Apply now](#) for your Vantage TEFL certification course and start teaching in just a few months!

Speak with a Vantage advisor today to put together your personal plan for teaching English abroad. [Send us an email](#) or call us at (66) 02-511-5316 to have a conversation today.

